

Product Photos



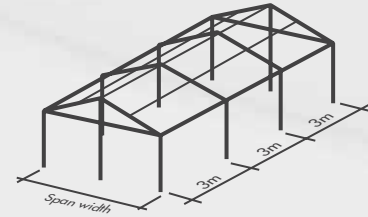
Item	Specification
Clear-Span Width	5m / 6m / 8m / 9m / 10m / 12m
Eave Height	2.6m
Ridge Height	3.14m / 3.6m / 4.0m / 4.2m / 4.4m / 4.8m
Roof Pitch	20°
Bay Distance	3m
Longest Component	5.0m / 3.6m / 4.2m / 4.8m / 5.4m / 6.4m
Minimum Tent Length	6m
Roof Fixing	Bar Tensioning
Main Profile	100 x 48 x 3mm (4-channel)
Max Allowed Windspeed	80km/hr 0.3kn/m ²
Eave Connection	Hot-dip galvanized steel insert
Framework Material	Hard pressed extruded aluminium 6061/T6 (13HW)
Cover Material	PVC, flame retardant to DIN 4102 B1,M2. 750-900g/m ²

Product Info

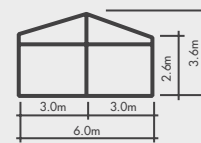
The Deluxe mirrors the traditional functionality of the Standard. The key enhancements are a sturdy 100x 48 x 3mm framework and a new mounting for the sidewalls that improves weatherproofing. The larger frame allows the Deluxe to extend to 12m clearspan with 3m bays. The Deluxe offers a robust design in an attractive, modern package.

Accessories:
 PVC window sidewalls
 Anchoring
 Rain gutter
 Lining & curtains
 Glass door units
 Hard walling system
 Glass walling system
 Transparent PVC cover & sidewall
 Flooring System
 Weight plate

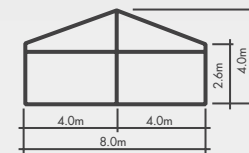
Technical Diagrams



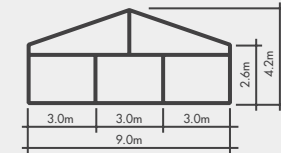
Type: NPT6/260



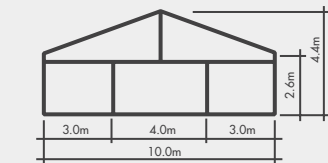
Type: NPT8/260



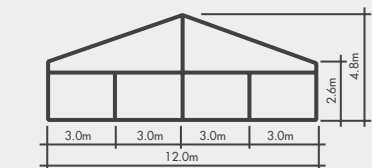
Type: NPT9/260



Type: NPT10/260

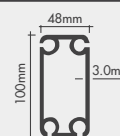


Type: NPT12/260

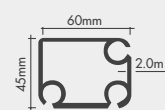


Profiles

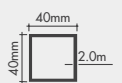
Framework Main profile dimensions and use



roof beam
upright support
gable pole



Eave Purlin



Intermediate Purlin
Ridge Purlin