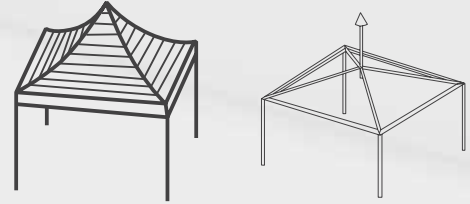


### Product Photos

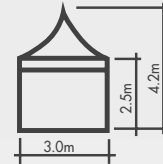


Item	Specification
Clear-Span Width	3m / 4m / 5m / 6m
Eave Height	2.5m
Ridge Height	4.2m / 4.8m / 5.2m / 5.8m
Max Allowed Windspeed	80km/hr 0.3kn/m <sup>2</sup>
Eave Connection	Hot-dip galvanized steel insert
Framework Material	Hard pressed extruded aluminium 6061/T6 (13HW)
Cover Material	PVC, flame retardant to DIN 4102 B1,M2. 750-900g/m <sup>2</sup>

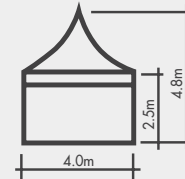
### Technical Diagrams



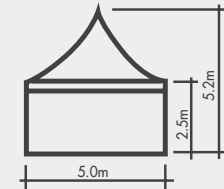
Type:  
PAG0300/250/420



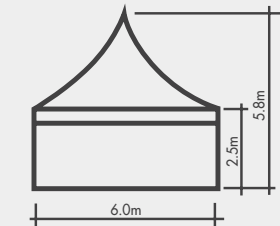
Type:  
PAG0400/250/480



Type:  
PAG0500/250/520



Type:  
PAG0600/250/580



### Product Info

The Pinnacle is the choice when impressions matter. Designed specifically for classy special events, the Pinnacle is versatile and stylish but built with substance. Quality 6061 T6 aluminium combined with a myriad of accessories across 4 sizes makes the Pinnacle a strong & flexible marquee choice.

- Accessories:
- PVC window sidewalls
  - Anchoring
  - Rain gutter
  - Lining & curtains
  - Glass door units
  - Hard walling system
  - Glass walling system
  - Transparent PVC cover & sidewall
  - Flooring System
  - Weight plate

### Profiles

Framework Main profile dimensions and use

