

# 2.4M x 2.4M Folding Marquee

## Fabric colours - PVC and Polyester

	White	Black	Red	Pink	Green
PVC	CMYK - 0, 0, 0, 0 Pantone - White	CMYK - 63, 52, 51, 100 Pantone - Process Black	CMYK - 36, 100, 73, 10 Pantone - PMS 7419	CMYK - 10, 90, 10, 9 Pantone - PMS 675	CMYK - 74, 35, 74, 67 Pantone - PMS 553
Polyester	CMYK - 0, 0, 0, 0 Pantone - White	CMYK - 63, 52, 51, 100 Pantone - Process Black	CMYK - 25, 100, 78, 0 Pantone - PMS 193		CMYK - 80, 32, 90, 30 Pantone - PMS 7483
	Dark Blue	Light Blue	Yellow	Maroon	Orange
PVC	CMYK - 84, 68, 0, 5 Pantone - PMS 7455	CMYK - 83, 0, 12, 23 Pantone - PMS 632	CMYK - 0, 25, 100, 0 Pantone - PMS 123	CMYK - 63, 100, 78, 10 Pantone - PMS 209	CMYK - 0, 64, 96, 0 Pantone - PMS 158
Polyester	CMYK - 100, 70, 0, 0 Pantone - PMS 660		CMYK - 0, 25, 100, 0 Pantone - PMS 123	CMYK - 48, 100, 78, 22 Pantone - PMS 188	CMYK - 0, 71, 86, 0 Pantone - PMS 164

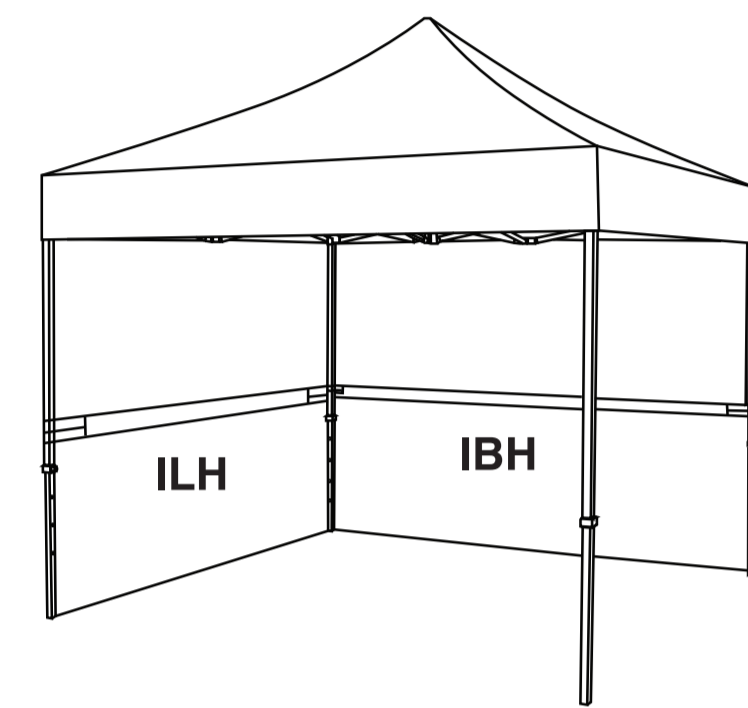
**Please Note:**

All artwork is printed in CMYK colourspace  
Please Convert all PMS or RGB artwork to  
an equivalent CMYK breakup

Please be aware that slight colour variation may  
occur in the printing process from a monitor output.  
Place artwork in the designated layer of this document

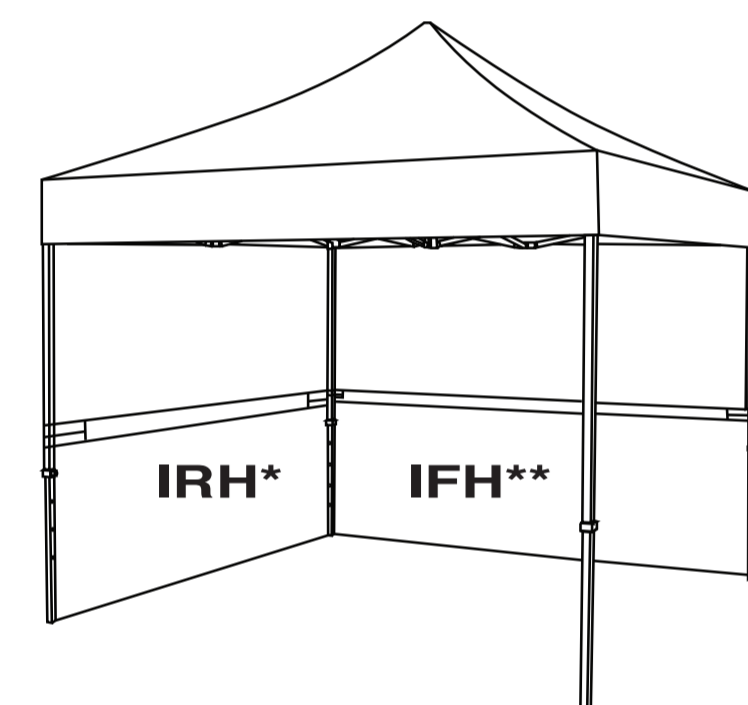
This template is designed at a 10% scale of the final product.  
Rasterised artwork supplied at 300dpi to suit this template size  
is the minimum requirement for a high quality final print

## INSIDE HALF WALLS



**FRONT VIEW**

ILH - Outside Left Half  
IBH - Outside Back Half




**BACK VIEW**

IFH - Outside Front Half  
IRH - Outside Right Half


\*Viewing this marquee from the front, this wall is on the right hand side  
\*\*Viewing this marquee from the front, this wall is at the front

### LEFT HALF-WALL INSIDE PANEL




ILH - Inside Left Half

### FRONT HALF-WALL INSIDE PANEL




IFH - Inside Front Half

### RIGHT HALF-WALL INSIDE PANEL

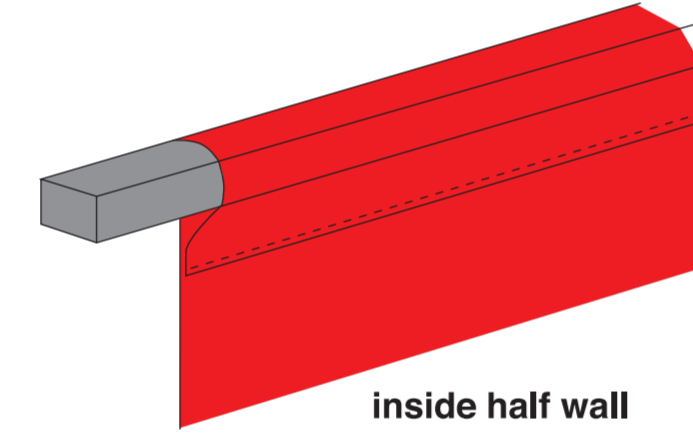
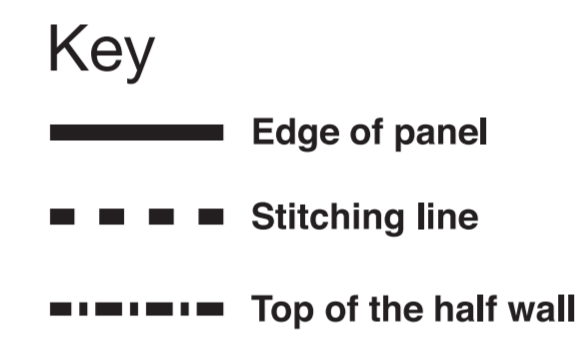


IRH - Inside Right Half

### BACK HALF-WALL INSIDE PANEL

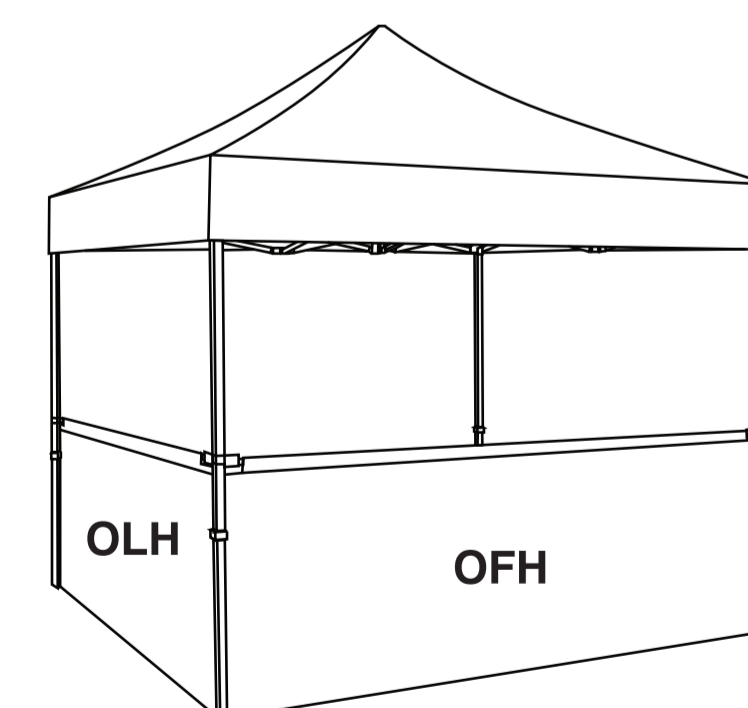


IBH - Inside Back Half



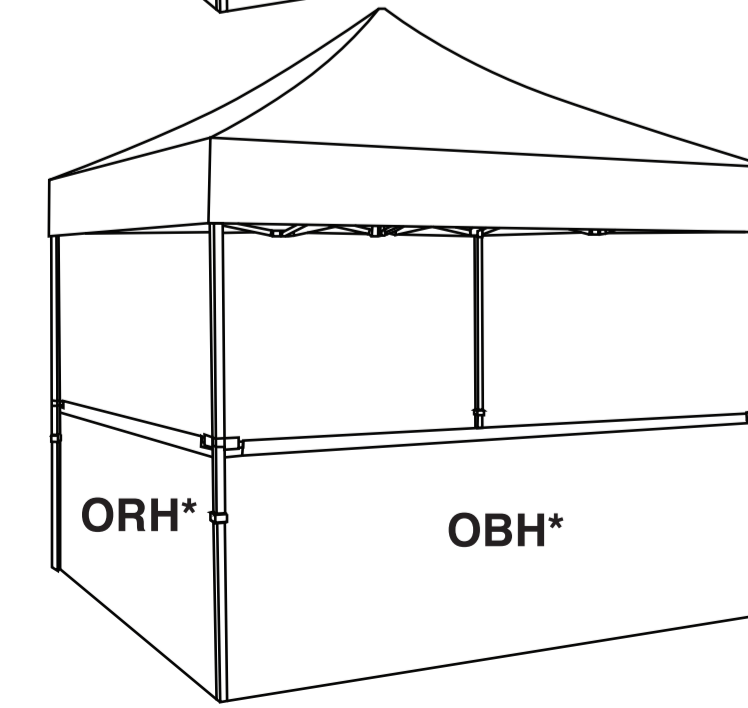
**Inside half wall**  
Note: Halfwalls are lashed over a crossbar and attached onto the inside side.  
For front side printing, the artwork should be up to the designated  
top of the halfwall line. Inside wall artwork should finish at the  
stitching line.

## OUTSIDE HALF WALLS



**FRONT VIEW**

OLH - Outside Left Half  
OFH - Outside Back Half




**BACK VIEW**

OBH - Outside Back Half  
ORH - Outside Right Half


\*Viewing this marquee from the front, this wall is on the right hand side

### LEFT HALF-WALL OUTSIDE PANEL




OLH - Outside Left Half

### FRONT HALF-WALL OUTSIDE PANEL




OFH - Outside Front Half

### RIGHT HALF-WALL OUTSIDE PANEL

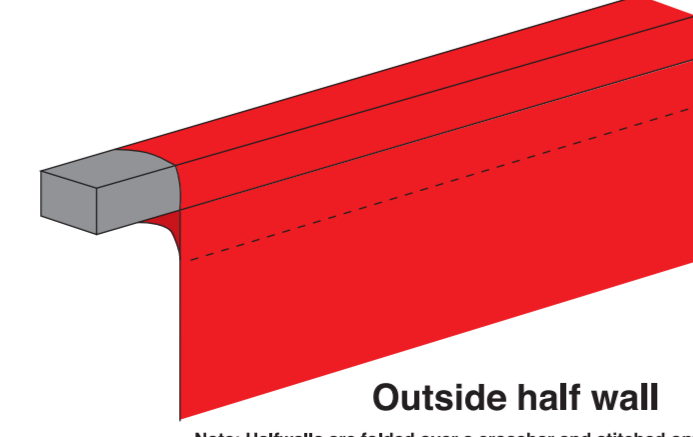
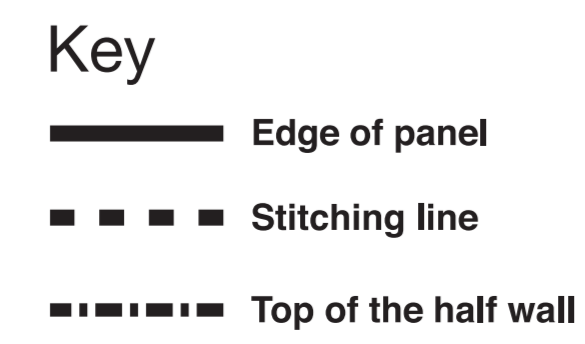


ORH - Outside Right Half

### BACK HALF-WALL OUTSIDE PANEL



OBH - Outside Back Half



**Outside half wall**  
Note: Halfwalls are lashed over a crossbar and attached onto the inside side.  
For front side printing, the artwork should be up to the designated  
top of the halfwall line. Inside wall artwork should finish at the  
stitching line.